



The Family Agreement

Our agreement:

Who is responsible for this:

What happens if someone doesn't follow the agreement?

Date:

Review Date:

Signatures:



Family Agreement Information



It's important to set clear boundaries and expectations around online safety. A perfect way to do this is by creating a Family Agreement. It is important to make everyone feel involved and respected, so choose a time that is appropriate so that you can all sit down together and discuss the questions below.

Let's begin

Can you list all the connected devices we have?

(Make it clear that the agreement includes ALL the connected devices)

Do we already have any rules about the use of technology in our home that we would like to include in the family agreement?

What do we enjoy doing most online?

Can you list all the games and Apps you use the most?



Pixel's Time Management Check In

When you use technology for too long you can feel unwell. It's good to take regular breaks and STOP using technology at least 2 hours before bedtime to give your brain time to calm down ready for sleep. If you find yourself using technology too much get some help as it can interfere with family life.

Fizz's Sharing Safety Rules

Do you know how to set up privacy settings?

What makes a strong password?

How can we use Live-streaming and disappearing content safely?

What should we check before posting anything online?

For help setting up privacy settings go to:

<https://littlestar.studio/online-safety>

Pixel's Top Tip for Great Passwords:

Look around the room and list 3 random items, then add a £ symbol and a number, it doesn't have to be at the end anywhere in the password will work. Start each word with a capital letter and put a full stop in-between each word.

For example: Picture.Light.Desk.£1

It would take about 2 million years for a computer to crack our example password!

Content

How do we decide what is ok for us to use?

What do we do when we find content that is unreliable or untrustworthy?

How do we prevent overspending on apps and games?

Communicating online

Who can we talk to and play games with online? Friends? Family? Anyone?

How can we stay safe when talking with people online?

How can we take care of our friends when we are online?

If things go wrong

What do we do if we see or hear something that makes us feel upset or uncomfortable online? Who do we talk to about it?

Do we know how to find the block and report buttons for games, apps and websites we use?

If someone we know only online asks for photos, personal information, or wants to meet in person, what should we do?

Final thought...

What should we do if someone breaks the family agreement?


When should we review the family agreement?





Online Safety Books
for Parents & Teachers

Littlestar.studio



Create Your Own Online Safety Comic Story!

20 Blank Comic Strip Templates





Create Your Own Online Safety Comic Story!

Welcome to the exciting world of online safety, where you get to become a comic book creator and learn about staying safe on the internet in a fun and creative way! In this activity book, you'll find 20 blank comic strip pages waiting for you to fill them with your own imaginative stories. Whether you're battling cyber monsters, exploring the digital realm, or making new online friends, you'll learn important lessons about staying safe online while having a blast.

Instructions:

Step 1: Understanding Online Safety

Before you start creating your comic strip stories, let's learn some essential online safety rules.

1. Keep Personal Information Secret: Never share your real name, address, school, or any personal information with anyone online.

2. Be Kind Online: Treat others how you want to be treated. Use kind words and avoid mean or hurtful comments.

3. Check with a Grown-Up: Always ask a grown-up before clicking on links, downloading anything, or giving permission to access your device.

4. Choose Strong Passwords: If you have accounts online, create strong passwords by combining letters, numbers, and symbols.



Step 2: Let Your Imagination Soar:

Now it's time to create your own online safety comic strips! Use the blank comic strip pages to tell stories that teach important lessons about staying safe on the internet.

Examples and Suggestions:

1. The Cyber Heroes: Create characters who are superheroes in the digital world, protecting it from cyber monsters who try to steal personal information. Show how they use their strong passwords and shield of kindness to defeat the monsters.

2. The Online Explorer: Imagine a character who goes on exciting adventures through websites and apps. Teach a lesson about only visiting safe and trusted places online.

3. Digital Friendship: Tell a story about making friends online, emphasizing the importance of checking with a grown-up before sharing any information.

4. The Kindness Quest: Showcase characters spreading positivity online and standing up against cyberbullying.



Step 3: Bring Your Comic to Life:

Use colors, markers, and crayons to make your comic strip vibrant and exciting. Don't forget to give your characters fun expressions and create speech bubbles to show what they're saying.




Step 4: Share and Learn:



Once you've finished your comic strip stories, share them with friends, family, or even your teacher. Discuss the lessons you've learned about online safety and listen to their thoughts too!

Remember, creating these comic strips is not only a creative adventure but also a great way to become an online safety expert. Have fun, be imaginative, and stay safe in the digital world!



Let your creativity shine and start making fantastic stories that teach the world about staying safe online!

Introduce your main character and their digital world.








How could you show your character creating a strong password?



Design a cyber monster – draw how will your hero defeat it?



Teach your readers about checking with a grown-up before clicking on links.






What do your characters do when they receive a message from an unknown person online?


Design a comic strip about your character's online adventure in a virtual world.








Depict a character helping another one who's facing cyberbullying.

What kind of digital creature could represent cyber kindness?

A large, empty rectangular box with a thick black border, intended for a drawing or written response.A large, empty rectangular box with a thick black border, intended for a drawing or written response.A medium-sized, empty rectangular box with a thick black border, intended for a drawing or written response.A medium-sized, empty rectangular box with a thick black border, intended for a drawing or written response.




Show your characters using their devices responsibly.




Depict a scenario where your character shares a safe online space with friends.

A large, empty rectangular box with a thick black border, occupying the top third of the page. It is intended for a character's response to the question below.A medium-sized, empty rectangular box with a thick black border, located in the middle row on the left side. It is intended for a character's response to the question below.A medium-sized, empty rectangular box with a thick black border, located in the middle row on the right side. It is intended for a character's response to the question below.A large, empty rectangular box with a thick black border, located in the bottom row on the left side. It is intended for a character's response to the question below.A medium-sized, empty rectangular box with a thick black border, located in the bottom row on the right side. It is intended for a character's response to the question below.

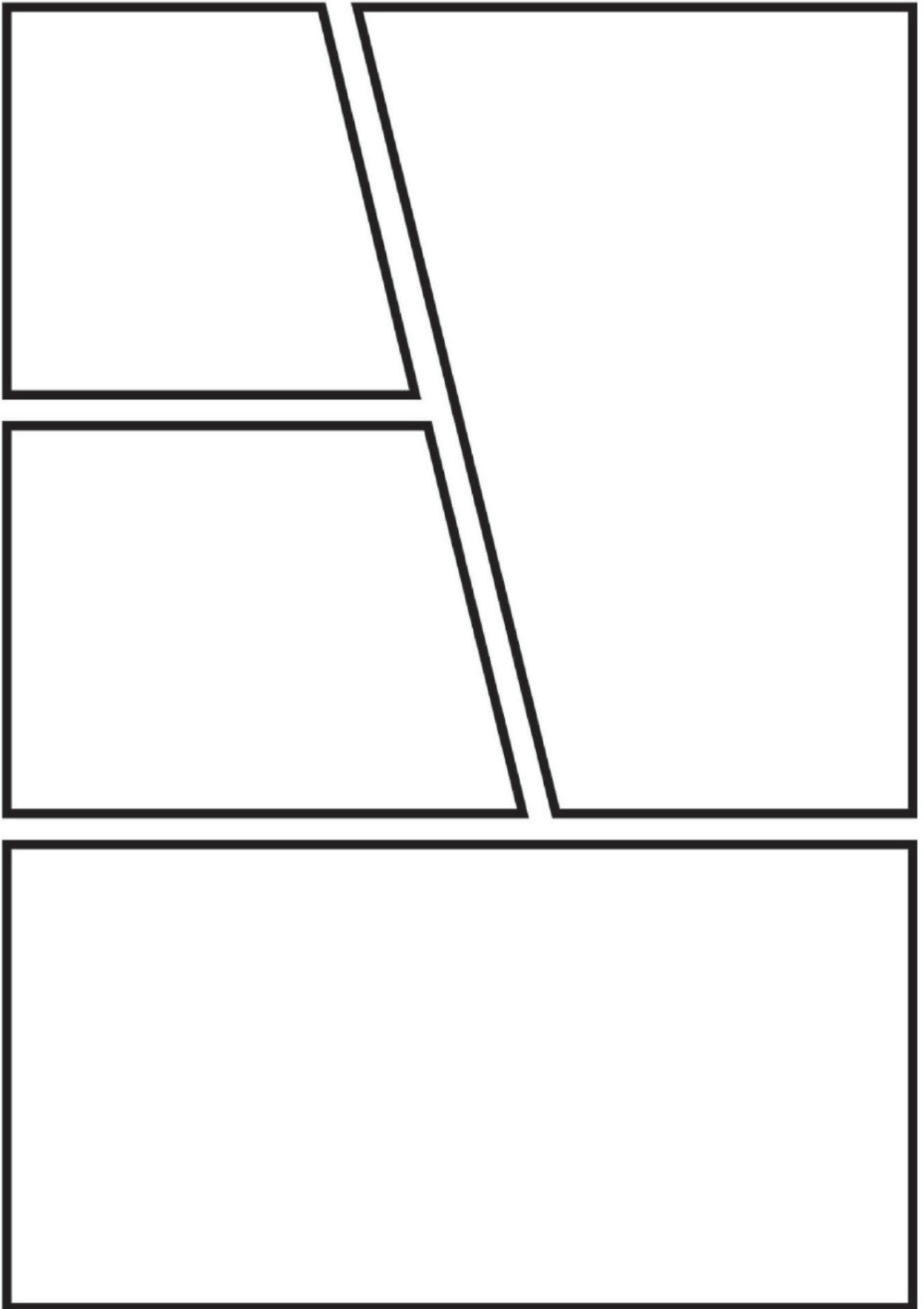
How would your character handle an online friend who asks for personal information?



Teach your readers about the dangers of sharing passwords.



Design a comic strip showing the importance of asking permission before making an in-game purchase.



Create an online scavenger hunt for your characters to explore safely.



How would your character respond to a mean comment online?





A large rectangular box divided into three sections. A diagonal line runs from the bottom-left corner to the top-right corner. A horizontal line runs across the right side of the box, intersecting the diagonal line. This creates three distinct areas: a large empty rectangle on the left, a smaller empty trapezoidal shape on the top right, and another empty trapezoidal shape on the bottom right.



A large empty rectangular box, likely intended for a character's response to the question above.

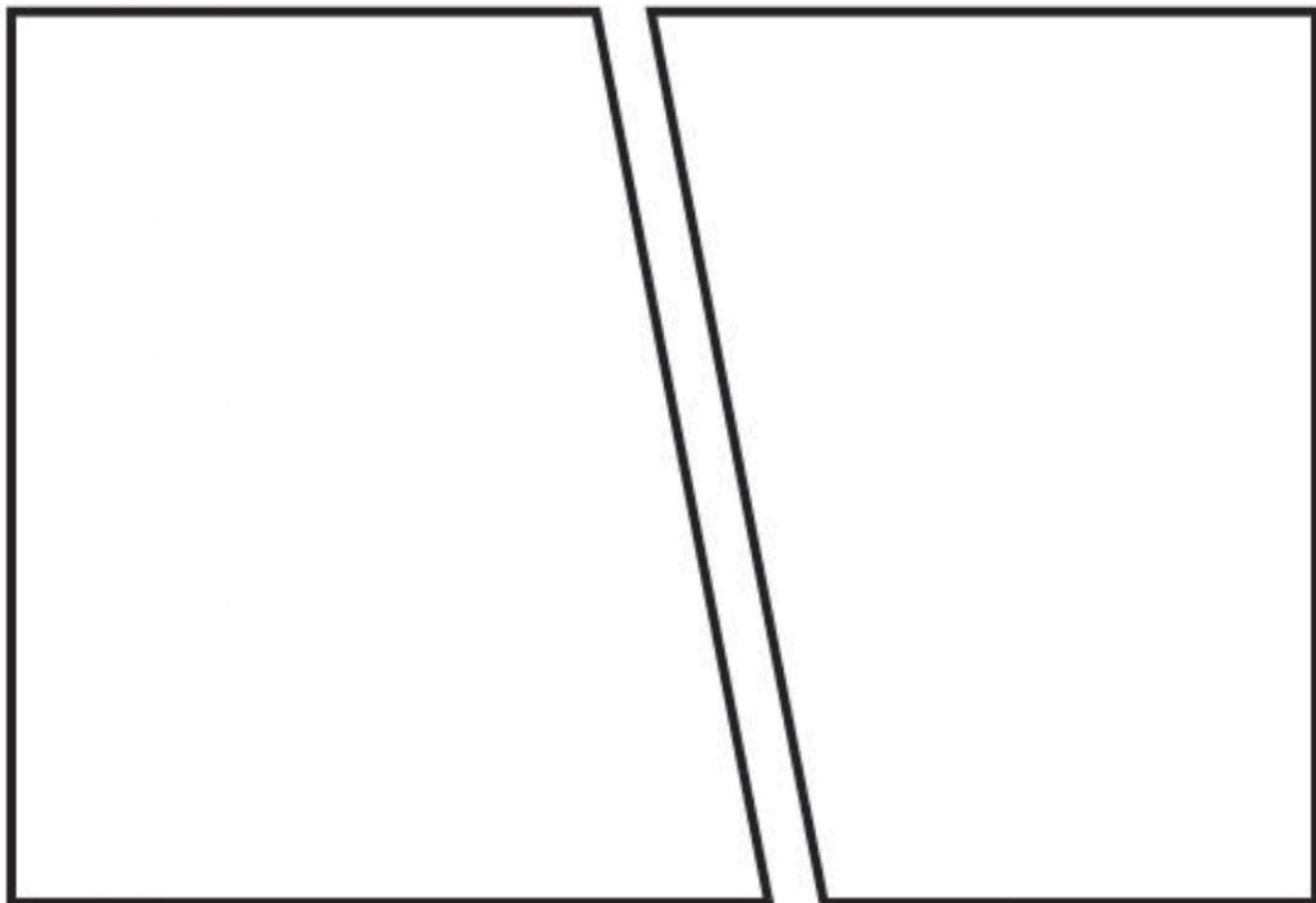


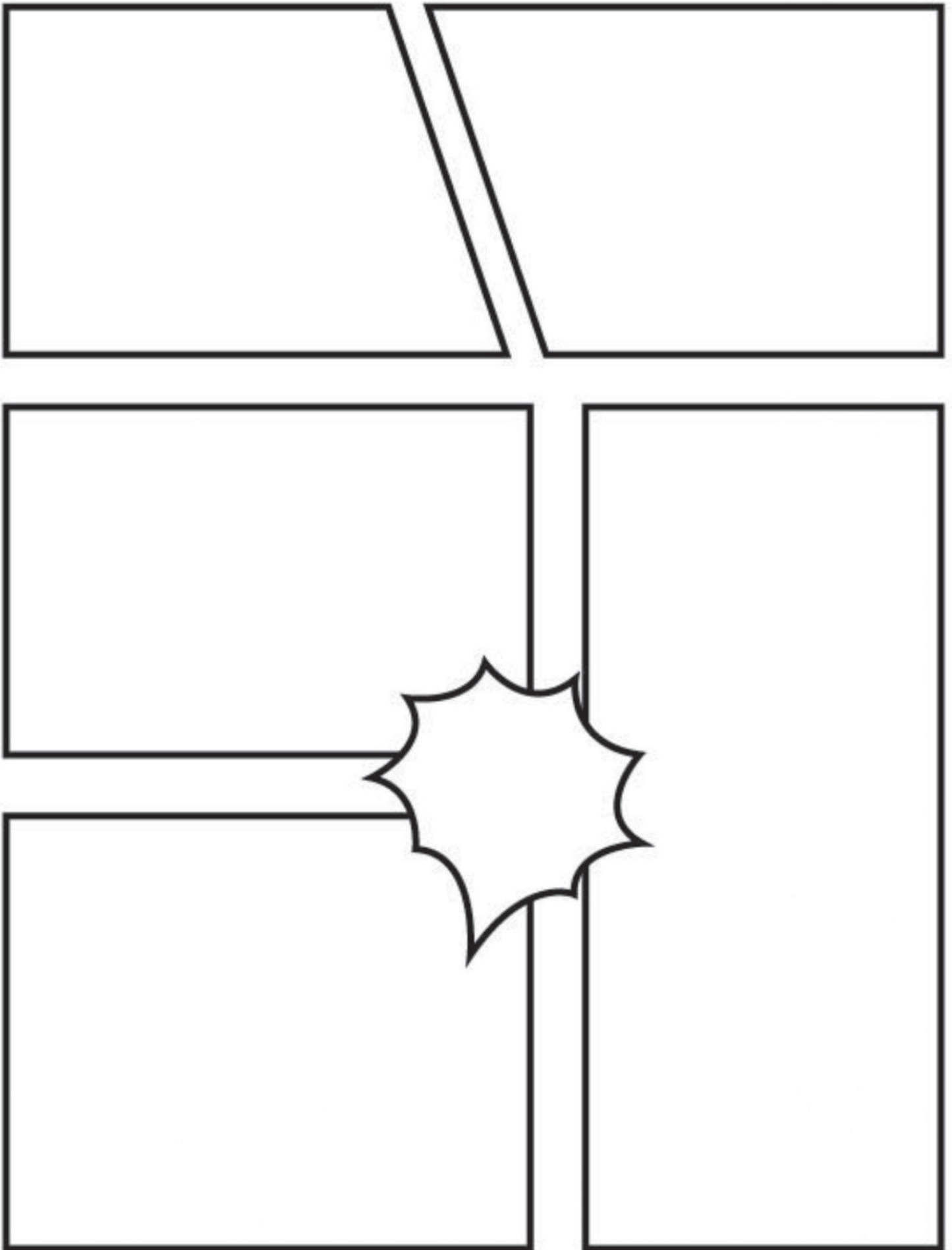
Illustrate a comic about your character encountering a popup advertisement.




What would your characters do if they accidentally stumble upon inappropriate content?

Depict a scene where your characters meet in a virtual game and defeat a cyber bully.





Create a comic strip that highlights the importance of asking for help from a trusted adult when you are unsure of something you see or do online.



Create a cover for your Comic!



PERSONAL INFORMATION SCAVENGER HUNT

Take a moment to think about the different categories of personal information, such as address, name, and more. Your task is to find at least one example for each category.

Here's an example to help you understand:

Category: Address

Example: Letter

Now it's your turn. Explore your surroundings and try to find examples of personal information.

You might find someone's name on a school book, an address on an envelope, or even a phone number on a contact list.

Be creative in your search and document where you find each piece of personal information.

Remember, it's important to handle personal information with care and be mindful of privacy.

Avoid sharing personal information without a valid reason and always respect the privacy of others.



PERSONAL INFORMATION SCAVENGER HUNT

Category Example

Name:

Age:

Phone Number:

Address:

Email:

