



Lolly's Halloween Outfit Hanging Decoration

Step 1.

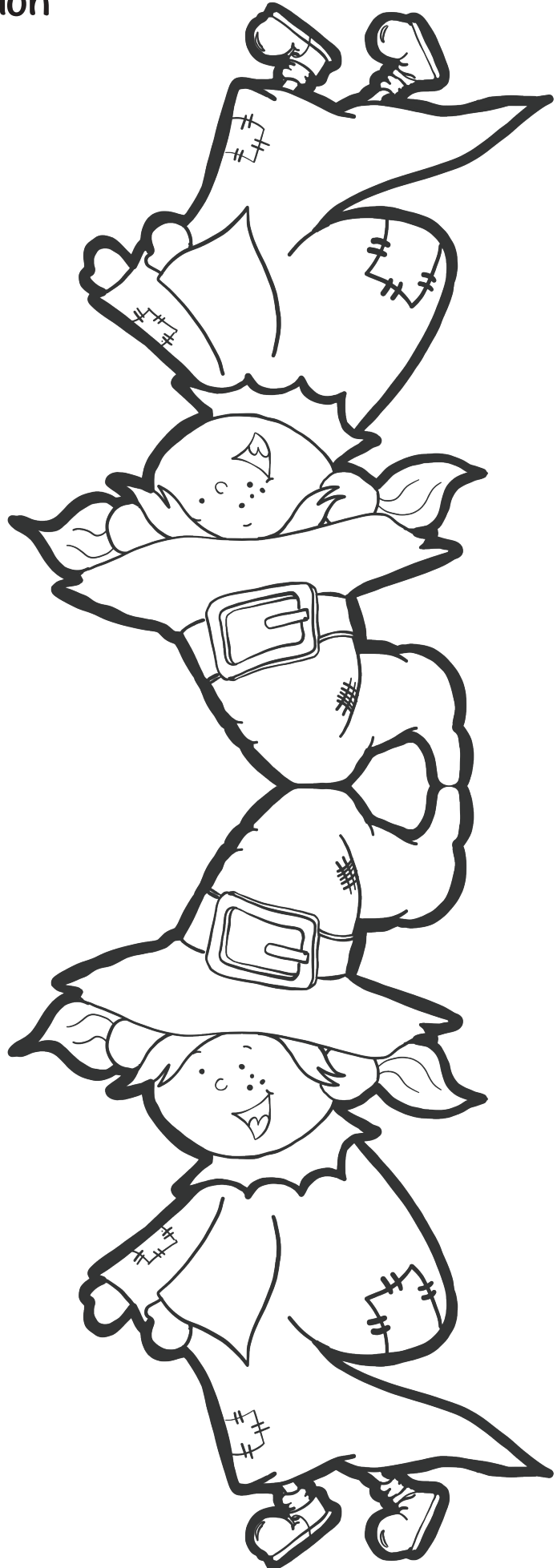
Print out and colour in Lolly.

Step 2.

Get an adult to help you carefully cut out around Lolly.

Step 3. (optional)

Colour the back of Lolly in black, or stick onto black card or paper.





Stitch's Halloween Bat Outfit

Step 1.



Print out and choose a Stitch to colour in.

Step 2.

Get an adult to help you carefully cut out around your chosen Stitch.

Step 3. (optional)

Colour the back of Stitch in black, or stick onto black card or paper.





The Broom

Step 1.

With an adult collect some small twigs together. You will need one twig roughly 17cm long this will be your broom handle and a small bundle of very little twigs roughly 8cm long, these will be your broom bristles.

Step 2.

Get an adult to help you carefully glue the smaller twigs around one end of the of the longer twig.

If you are using a glue gun be very careful with the hot glue.

Step 3.

When all the small twigs are glued in place. Wrap a small piece of string or twine around the top of the bundle close to the broom handle.

